



Want to upgrade your service?  
Go to: [synergyfiber.com/shop.html](http://synergyfiber.com/shop.html)

## Program Guide

**ALL DEVICES MUST BE REGISTERED FOR SMART WIFI ACCESS**

**STEP 1** Register each device online at [register.synergywifi.com](http://register.synergywifi.com).

**STEP 2** Once registered, connect your devices to the RESIDENT WIFI.

## What Registering Does

Registering your devices allows them to communicate with one another over the network as well as providing you with additional usability and privacy.

## Contact Support

Contact our support desk at 203.280.2029.

Email us at [support@synergyfiber.com](mailto:support@synergyfiber.com) | Text us at 734.249.6005 | Chat Support at [synergyfiber.com](http://synergyfiber.com).

02 A&E	41 VH1
03 BIG10	42 Weather Channel
04 CBSSN	43 HGTV
05 Cartoon Network	44 History Channel
06 Country Music TV	45 Headline News
07 CNBC	46 IFC
08 CNN	47 Lifetime
09 Comedy Central	48 MSNBC
10 CSPN2	49 Animal Planet
11 Discovery	50 BBC America
12 E!	51 BET
13 ESPN	52 Bloomberg
14 ESPN2	53 BRAVO
15 ESNWS	54 Cooking Channel
16 ESPNU	55 HLMRK
17 Food Network	56 HMM
18 Fox Business	57 MLBN
19 Fox News	58 National Geographic
20 Freeform	59 NBC Sports
21 FUSE	61 NHL Network
22 FX	62 OWN
24 WATCH	63 OXYGN
29 MTV	64 ABC (WXYZ)
30 MTV2	65 CBS (WWJ)
31 Nickelodeon	66 WKBD
32 REELZ	67 FOX (WJBK)
33 Paramount	69 IND (WADL)
34 SYFY	70 WPXD
35 TBS	71 WMYD
36 TLC	72 NBC (WDIV)
37 TNT	73 PBS (WTVS)
38 TV Land	74 Program Guide
39 USA	
40 MotorTrend	

Updated 7/21/20 \*Subject to Change\*



Scan me to set up your TV!  
[setupmytv.synergyfiber.com](http://setupmytv.synergyfiber.com)

## WIFI & PASSWORDS

### RESIDENT WIFI

SSID: [register.synergywifi.com](http://register.synergywifi.com)

Password: Landmark1300

*(must register devices first, see above)*

### BASIC WIFI

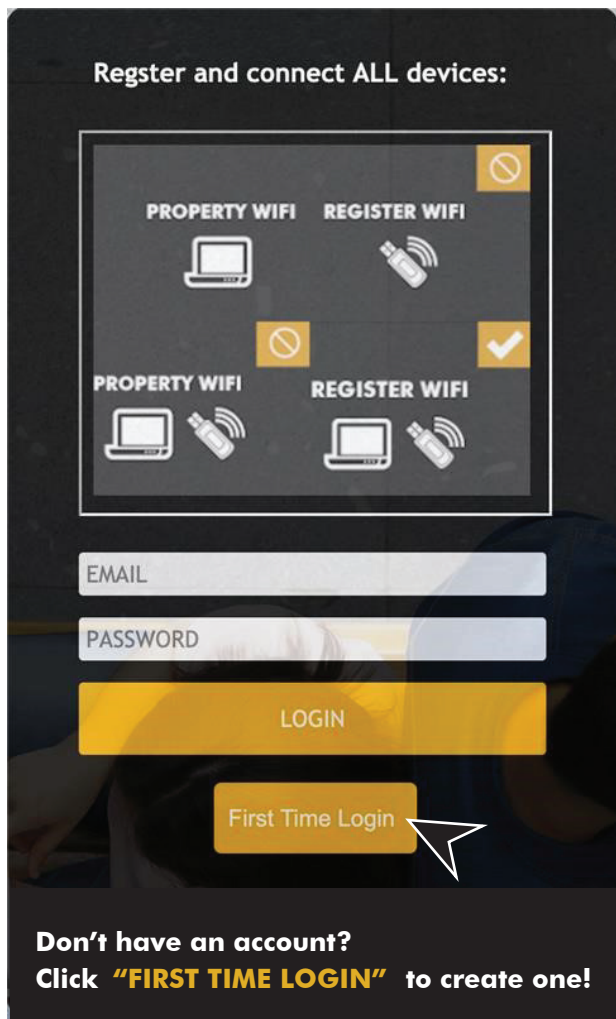
SSID: LandmarkA2.synergywifi.com

Password: Landmark1300



1

GO TO: REGISTER.SYNERGYWIFI.COM

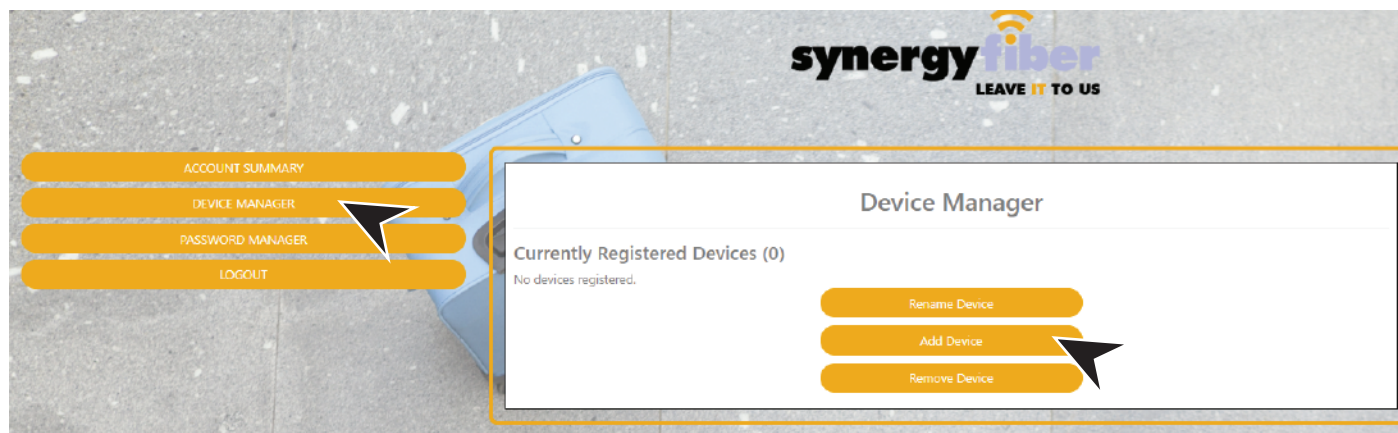


TO CREATE  
ACCOUNT



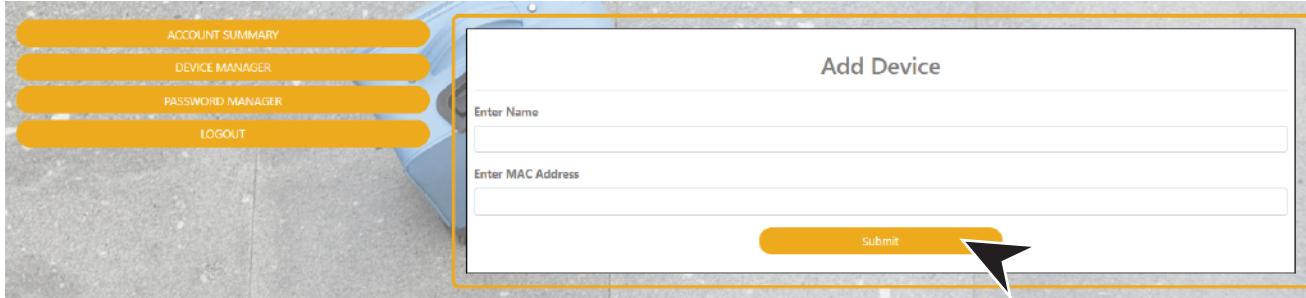
2

GO TO DEVICE MANAGER IN YOUR DASHBOARD  
TO ADD DEVICES



3

**ENTER DEVICE NAME AS WELL AS ITS MAC ADDRESS**



**EXAMPLES OF WHAT A MAC ADDRESS MAY LOOK LIKE:**

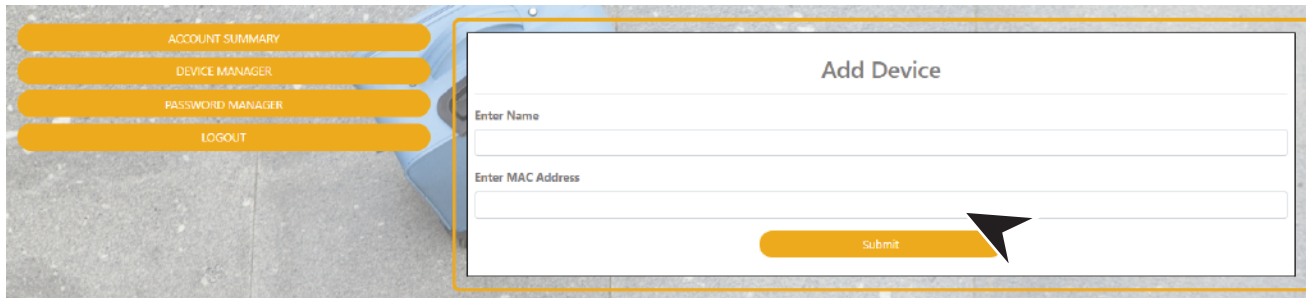
**00-17-ab-5a-6e-f5      OR      10:AE:60:60:60:60**

**NEED HELP FINDING YOUR MAC ADDRESS? GO TO:**

**<https://www.synergyfiber.com/documents/MAC-Address-Guide.pdf>**

4

**CONTINUE ADDING ALL YOUR DEVICES**



5

**FINISH BY CONNECTING ALL DEVICES TO THE SSID:  
REGISTER.SYNERGYWIFI.COM**



**CONNECT ALL DEVICES TO SSID: REGISTER.SYNERGYWIFI.COM**